



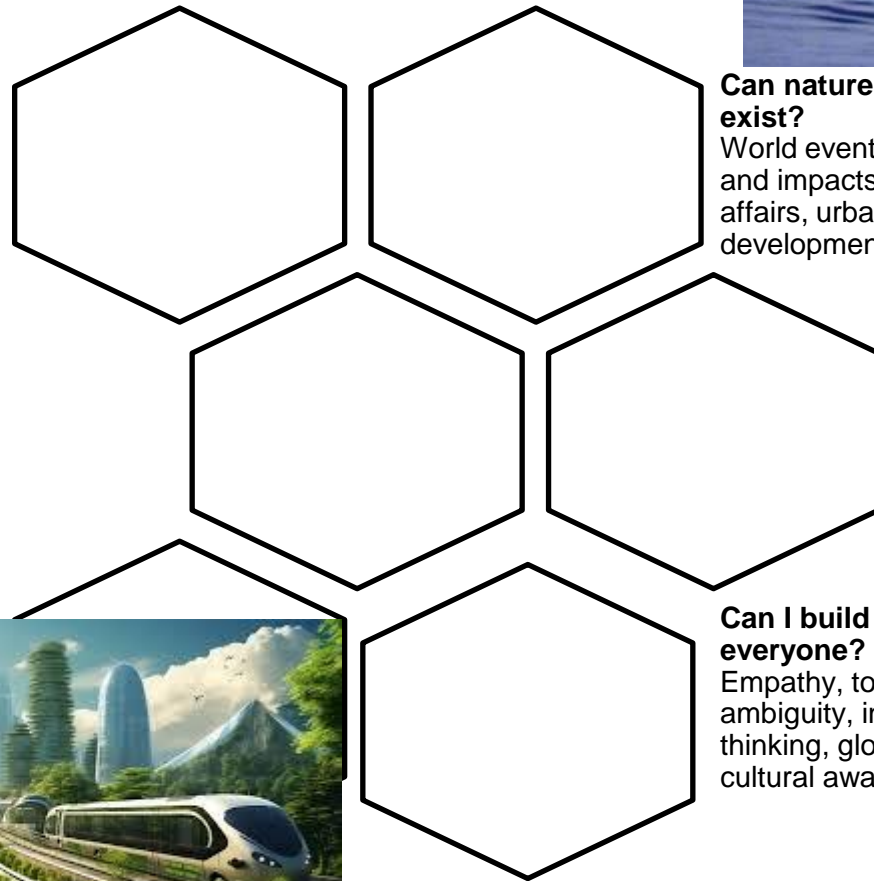
Humanities Curriculum Briefing 2025



Why do Humanities?



Is the global economy good for everyone?
Critical thinking using disciplinary lens
(interpreting, analysing, drawing conclusions),
communication



Can nature and humans co-exist?
World events, climate change and impacts, international affairs, urban issues, development issues







Can I build cities that is for everyone?
Empathy, tolerance for ambiguity, interdisciplinary thinking, global awareness, cultural awareness

Top 10 skills of 2025

-  Analytical thinking and innovation
-  Active learning and learning strategies
-  Complex problem-solving
-  Critical thinking and analysis
-  Creativity, originality and initiative
-  Leadership and social influence
-  Technology use, monitoring and control
-  Technology design and programming
-  Resilience, stress tolerance and flexibility
-  Reasoning, problem-solving and ideation

Type of skill

-  Problem-solving
-  Self-management
-  Working with people
-  Technology use and development

Source: Future of Jobs Report 2020, World Economic Forum.

Humanities
can broaden
your
thinking by
connecting
ideas and
worlds; and
sharpen
perspectives



Geography Syllabi

- H2 (everything in the table)
- H1 (those in asterisks)

CLUSTER	TOPIC
Cluster 1 Development, Economy and Environment	Topic 1.1 Environment and Resources
	Topic 1.2 Development and the Global Economy
Cluster 2 Tropical Environments	Topic 2.1 Tropical Climates and Drainage Basins
	Topic 2.2 Landforms in the Tropics
Cluster 3 Sustainable Futures and Climate Change	Topic 3.1 Cities In a Sustainable Future*
	Topic 3.2 The Future with Climate Change*
Cluster 4 Fieldwork	Community Response to Climate Change* Needs Analysis of the Elderly Living in an Urban Neighbourhood Fluvial Flood Risk and Strategies to Mitigate it



H2 Geography A Levels

- 2 x 3 hours papers
- Item types include
 - **Structured Questions** (interpreting data, explaining geographical concepts in relation to data, crafting fieldwork hypothesis, developing a plan for data collection, analysing data, present data and evaluate fieldwork)
 - **Essays** (Evaluation and drawing conclusions after considering different perspectives)




H2 Geography A Levels

- **1 x 3 hours paper**
- **Item types include**
 - **Structured Questions** (interpreting data, explaining geographical concepts in relation to data, crafting fieldwork hypothesis, developing a plan for data collection, analysing data, present data and evaluate fieldwork)
 - **Essays** (Evaluation and drawing conclusions after considering different perspectives)

CJC Geography Experience

- Immersive and inquiry-based learning
 - Seminar discussions, Research and presentations
 - Formative assessments and feedback from teachers
 - Fieldwork to collect data and test hypotheses
 - Interaction with speakers to learn about industries





H2 History Syllabus

Paper 1 The Changing International Order (1945-2000)		Paper 2 Developments in Southeast Asia (Independence-2000)	
Theme I (Source-based Case Study)	The Development of the Cold War (1945-1991)	Theme I (Essays)	Forming Nation-States
Theme II (Essays)	The Development of the Global Economy (1945-2000)	Theme II (Essays)	Economic Change after Independence
Theme III (Essays)	Conflict and Cooperation (1945-2000)	Theme III (Source-based Case Study)	Regional Conflicts and Cooperation



H1 History Syllabus

The Cold War and the Modern World (1945-1991)

Theme I (Source-based Case Study)

The Development of the Cold War (1945-1991)

Theme II (Essays)

The Cold War and East Asia (1945-1991)

Theme III (Essays)

The Cold War and Southeast Asia (1945-1991)



H2 History A Levels

- 2 x 3 hour papers
- Item types include
 - Source-based case study (interpret, analyse and evaluate of sources; 6 sources)
 - Essay (Analysis and evaluation of Historical issues)



H1 History A Levels

- **1 x 3 hour paper**
- **Item types include**
 - **Source-based case study** (interpret, analyse and evaluate of sources; 5 sources)
 - **Essay** (Analysis and evaluation of Historical issues)

CJC History Experience

- **Inquiry-based and concept-based learning**
 - Focus on development of historical concepts and skills
 - Student-centred learning experiences
 - Formative assessment and feedback support from teachers
 - History Evening and other enrichment activities





What is expected of a Humanities student?

- **Inquisitive:** Curious about phenomena and issues; events
- **Collaborative :** Active participation, contribute to discussions, ask questions to drive conversations forward
- **Self-directed:** Connect learning (reflection after lessons, formative assessments, ask questions to close gaps), regularly consolidate learning



CJC Ignite Student Selection

Challenging Minds, Cultivating Hearts, Creating Change



What is an Ignite Student?

- Matched with intellectual peers in **4 Ignite classes** - a signature component of CJC's **Ignite+ talent development programme**
- Challenged to think critically and creatively and lead with civic consciousness to achieve **social impact**
- Grounded in **student agency** and **interdisciplinary thinking**, fostered by inquiry-led and problem-based teaching and learning
- Resourced with **stretch and growth opportunities** through milestone programmes and intellectual challenges in the classroom and beyond
- Developed **holistically** with the qualities of a scholar



What to find out more? Want to apply?

1. Wed 5 Jan, 3.45pm: Attend the briefing in the PAC

2. Register your interest via CJ Portal

3. Complete the online Ignite selection test

4. Thu 6 Jan, 3.30pm: Take the written Ignite selection test

ELL + Arts @ LT2

Science @ PAC

- Ignite application is open to all students
- Make-up written Ignite selection test will be offered only for valid reasons
- Appeal will not be considered



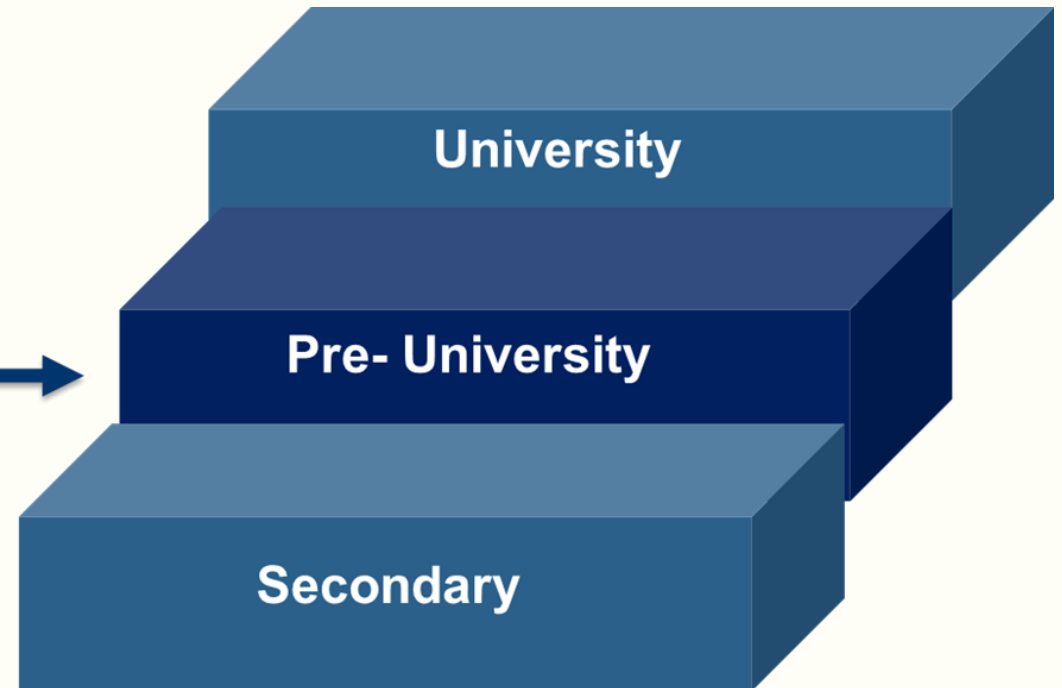
A-Level Subject Combination Decision-Making

by ECG Counsellor

Your Education Journey



Where you are now






A JC Student's Story

- Scored “A” in favourite subjects; **English & Humanities** subjects (Geography, Literature) and **Mathematics at O-Levels**
- Also scored “B” in **Sciences** (Chemistry, Physics) with hard work, but is not very interested in them
- Joined JC as she scored L1R5 of 11 points, but is uncertain about what course to pursue in university. Should she:
 - take PCM/E because it's the broadest/'safest' combination?
 - follow her best friend who is doing CME/G?
 - take HEL/M to follow her interests and strengths?

A-Level Subject Content



Factors of Consideration



How will it
impact my
career
choices?



How will it
impact my
university
course
choices?



Can I do
well?



Will I
cope?

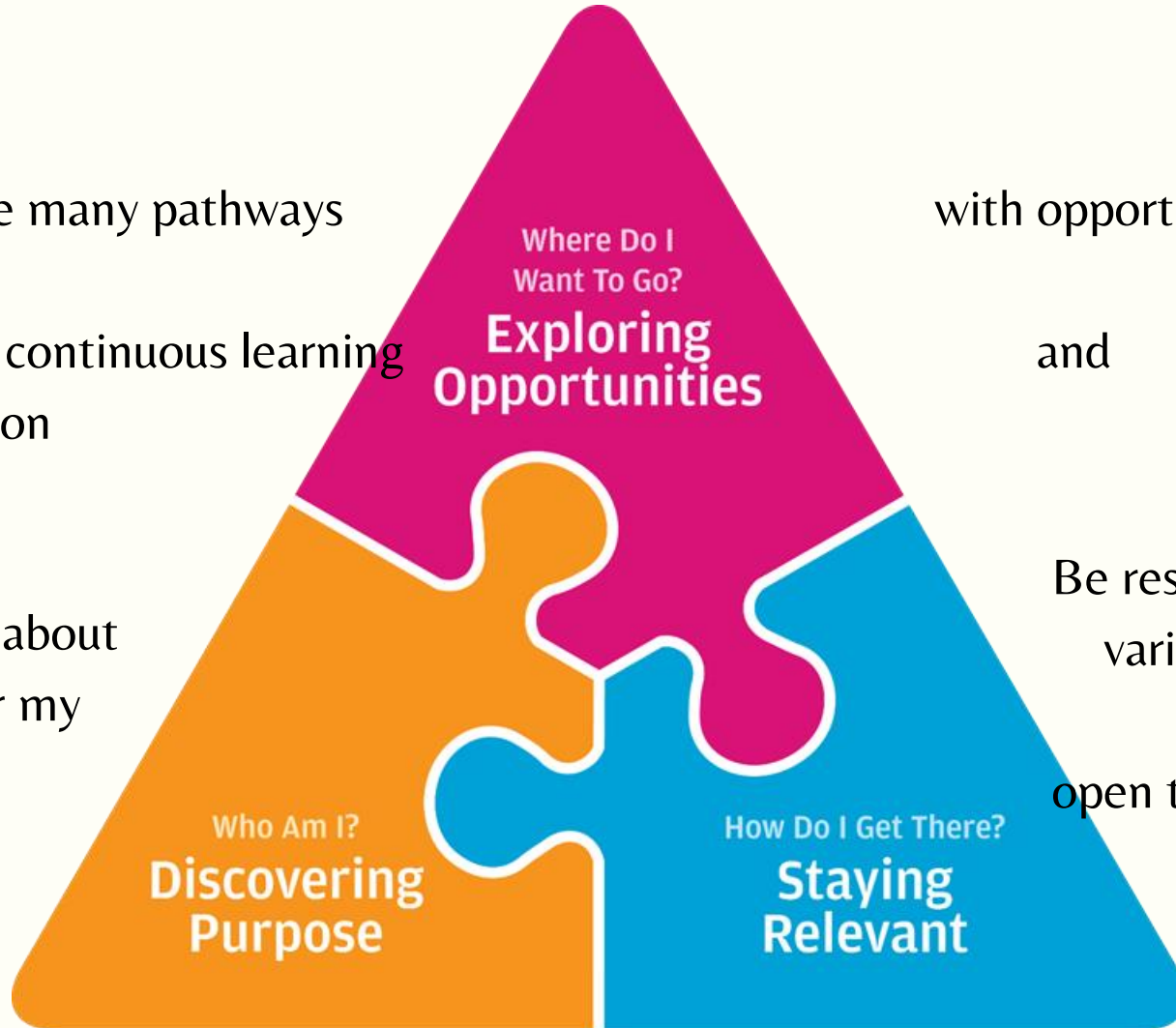


Education and Career Guidance

There are many pathways
for

continuous learning
recognition

The more I know about
myself, the better my
decisions



with opportunities

and

Be resilient, explore
various pathways
and be

open to
possibilities



“Begin With the End in Mind”

– DR. STEPHEN R. COVEY

1. Exploring the World of Work

“What do you want to be when you grow up?”



What kind of work do I want to do in future?

What areas / fields do I enjoy doing / learning about, and am strong in?

(Career interests / skills confidence)

What impact do I want to make?

What problems do I want to solve?

(How do you want to contribute to society?)



Career Interests / Skills Confidence

MySkillsFuture (Know Yourself)



<https://go.gov.sg/MySFPPreU>

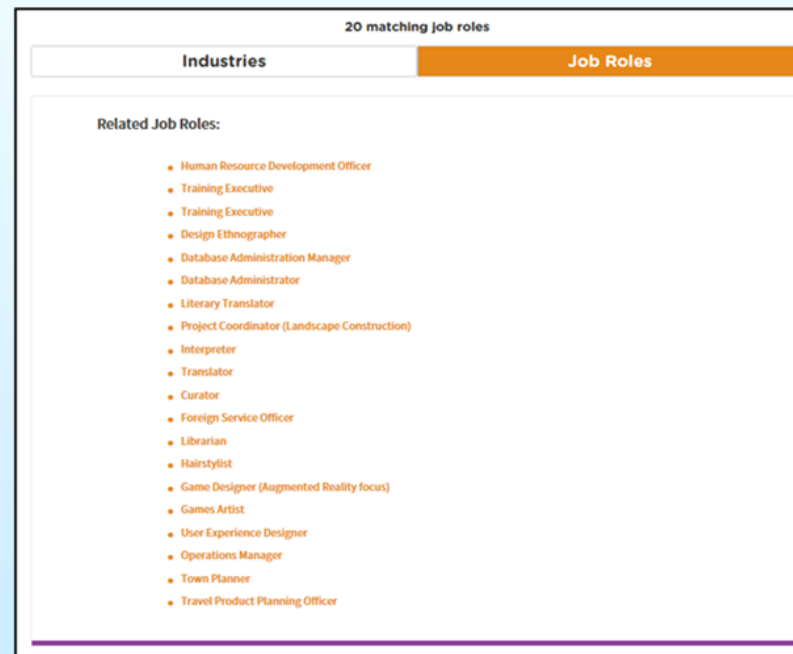
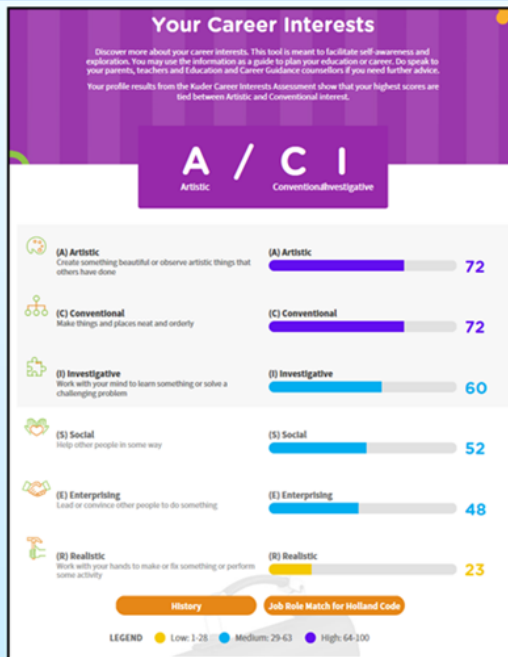
What kind of work do I want to do in future?

What areas / fields do I enjoy doing / learning, and am strong in?



Career Interests / Skills Confidence

Personal
RIASEC
profile



List of
occupations
matching
with
RIASEC
profiles

What kind of work do I want to do in future?

What areas / fields do I enjoy doing / learning, and am strong in?



Inclusive World



Safe World



Informed World



Which world would you rather contribute to?

*What impact do I want to make?
What problems do I want to solve?*

Healthy World



Beautiful World



Sustainable World



<https://discover.nyc.gov.sg>



Healthy World



Job Roles



Research Assistant (Life Sciences)

Research Assistants in Life Science studies conduct experiments and study live organisms. They can go into research or job...



Registered Nurse/Staff Nurse

Registered Nurses take charge of the recovery process of patients, anticipate and meet their needs while nursing them back to...



Radiation Therapist

Radiation Therapists use advanced equipment and techniques to deliver the prescribed radiation dosage to treat mainly...



Energy And Chemical Process Engineer

Process Engineers monitor and ensure that chemical plants and process units run smoothly.



Physiotherapist

Physiotherapists help patients to recover from physical conditions caused by injury, illness, disability, or ageing.



Physical Education (PE) Instructor

Physical Education (PE) Instructors plan PE programmes to promote students' confidence and engagement in healthy, active lifestyles...



Pharmacist

Pharmacists use their expert knowledge of drugs to market, develop, research, and supply medicine to patients.



Pet Groomer

Pet Groomers groom and bathe a wide variety of domestic animals. They improve pets' hygiene and enhance their physical...



Personal Trainer

Personal Trainers guide and motivate their clients to help them achieve their fitness goals. They also play a crucial role in...



Paramedic

Paramedics are first-line medical providers who lead the ambulance to assess the patients' situation.

How You Might Make an Impact



Frontline Medical Needs

Medical workers offer essential healthcare services that support and maintain public health and safety.



Diet and Nutrition

Providing tips, advice, and consultancy services on diet and nutrition are important aspects of educating the public on their personal health.



Allied Health

Allied health professionals are part of a multidisciplinary health team providing services to prevent, diagnose, and treat different conditions and illnesses for the best patient outcomes.



Mental Health and Wellness

Mental well-being affects our overall health. Efforts to promote mental health and wellness focus on equipping individuals with the knowledge and skills to cope better, support one another, and seek help if necessary.



Active Living and Fitness

Promoting health through activity and fitness is essential to prevent and avoid an onset of health issues in later years. In Singapore's ageing society, active ageing is a key element to maintain health among our seniors.

2.

Considering my University choices





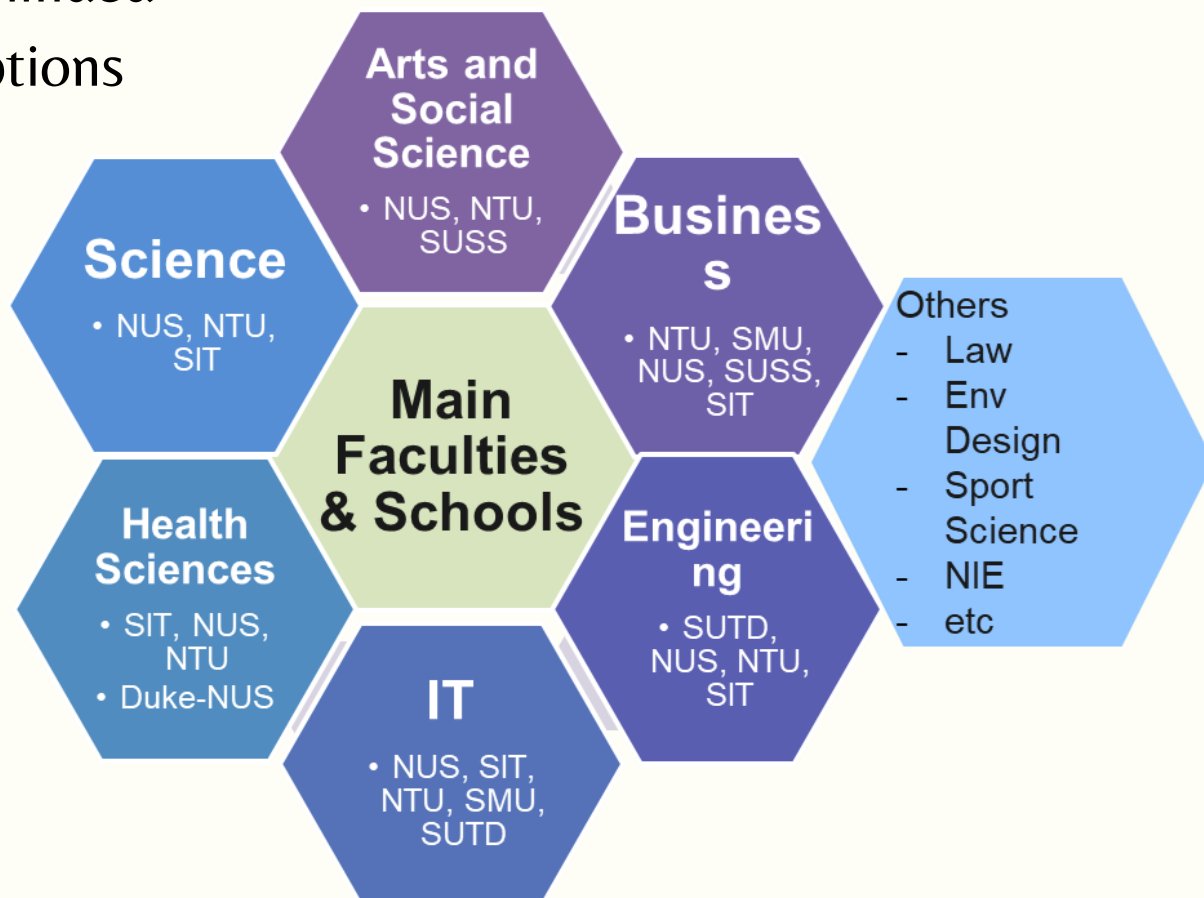
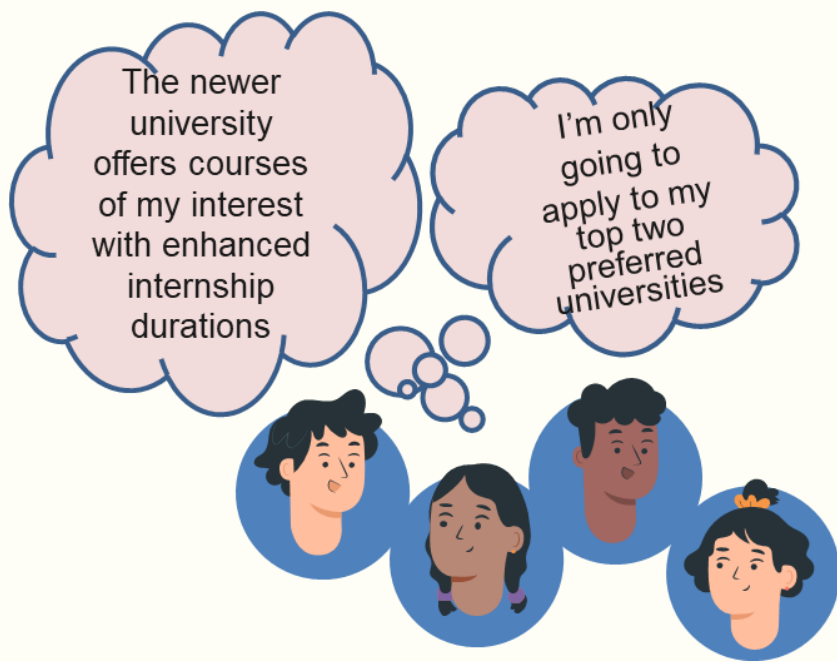
University Considerations

- Which university course(s) can I take
 - to achieve my aspirations?
 - to allow me to pursue my interests and strengths?
 - in which I may continue to learn and grow?
- What are the **pre-requisite A-Level subjects**, if any?
- How well can I perform in my chosen subjects to be competitive?



Knowing Your Options

- Do Research
- Be open-minded to explore options





University Subject Pre-requisites

Example - Chemical Engineering (local university)

University	Course	Subject Pre-requisites	Indicative Grade Profile (10 th Percentile) AY2024/2025									
NUS*	Engineering	H2 pass in Mathematics or Further Mathematics Please refer to https://cde.nus.edu.sg/ for details.	BBB/C									
NTU	Chemical and Biomolecular Engineering	H2 Level pass in Mathematics, and H2 Level pass in Physics/Chemistry/Biology/Computing	BCC/C									
SIT & Technical University of Munich	Chemical Engineering	H2 Mathematics, and a H2 Science subject (Biology, Chemistry or Physics)	<table border="1"> <thead> <tr> <th colspan="3">% of First-choice applicants in respective A Level University Admission Score bands who received an offer (Cluster-Level) ¹</th> </tr> <tr> <th>≤ 70</th> <th>70.01 to 80</th> <th>80.01 to 90</th> </tr> </thead> <tbody> <tr> <td>16.5%</td> <td>72.2%</td> <td>44.4%</td> </tr> </tbody> </table>	% of First-choice applicants in respective A Level University Admission Score bands who received an offer (Cluster-Level) ¹			≤ 70	70.01 to 80	80.01 to 90	16.5%	72.2%	44.4%
% of First-choice applicants in respective A Level University Admission Score bands who received an offer (Cluster-Level) ¹												
≤ 70	70.01 to 80	80.01 to 90										
16.5%	72.2%	44.4%										

* Students with insufficient Physics background may need to read Physics bridging course after enrolling in NUS

3. Considerations for doing Well





Knowing Your Strengths

- How **confident** am I with this subject combination?
- What new topics do I have to learn?
- Do they interest me?
- Do I have a flair (ability) for it?
- Some subjects require certain **competencies**: e.g. writing essays, analysing data to solve problems, applying complex concepts across topics, etc



Academic Interest VS Ability

		Am I good in the subject?	
		Good	Not Good
How much I like the subject	Like	(Like and Good in)	(Like but Not Good in)
	Dislike	(Dislike but Good in)	(Dislike and Not Good in)

Reflect: How have I performed in **Secondary School?**



Academic Interest VS Ability

		Am I good in the subject?	
		Good	Not Good
How much I like the subject	Like	English Geography Mathematics (Like and Good in)	Humanities (SS/History) Physics (Like but Not Good in)
	Dislike	MTL Additional Mathematics (Dislike but Good in)	Chemistry (Dislike and Not Good in)

What if I take a related subject at A-Level?

4.
What is my next step?





Making an Informed Decision

- Attend subject briefings / enquire about subjects at designated classrooms
- Consult JC Subject Teachers, ECGC
- Hear from your seniors and talk to them
- Read up the subject syllabus at SEAB website
- Look at sample A-level questions
- Matric Week: attend classes and reflect on learning and suitability



Ms Joys Lin

Education & Career Guidance (ECG) Counsellor



- Personal guidance for
 - Subject selection
 - University / career pathways
 - Scholarships
 - Personal Statement, CV writing
 - Interviews preparation
 - Overseas university applications

Every Monday – Friday
9am – 5pm
CJC Library

By Appointment:
<https://go.gov.sg/ecgcjc>





Subject Registration @CJC Portal

Administration Briefing 2025

Online Subject Registration Exercise

- Login URL will be made available on the college's website <https://cjc.moe.edu.sg/>
- Subject Registration will be online from:
1500hrs on 05 Feb (Wednesday)
To
2200hrs on 08 Feb (Saturday)
- Students without internet access at home can do so in the CJC Library (To seek help from the Librarian)



CATHOLIC JUNIOR COLLEGE

50 Years of Family United in Truth and Love



Calling all CJCians past, present, and future Join us in our CJ50 Celebrations

Mark these dates in your calendar and join us for a fun and exciting celebration!

- **Open House 2025, day after release of O-Level results** – open to students keen to join the CJ Family
- **CJ50 Food & Fun Fair, 15 Mar 2025** - open to ALL!
- **CJ50 Homecoming Dinner, 31 May 2025** - open to alumni, staff, and students. Scan the QR code for more details!



Support us in our **CJ50 Anniversary Fundraising Campaign** to raise \$524,000 to develop a *Student Learning and Recreational Hub, and a Heritage Gallery.*

Donate today by scanning this QR code or send a crossed cheque addressed to "Catholic Junior College" (with name, contact details, and "CJ50 Anniversary Fundraising Campaign" on the back of the cheque) to the College at 129 Whitley Road, Singapore 297822. Donations of \$50 and above are tax-deductible.



STUDENTS

STAFF

PARENTS

ALUMNI

Click on "Students" on the CJC website
<https://www.cjc.moe.edu.sg/>

Students

Students

Calendar

College Daily Schedule

CCA Schedule

CJC Private Wifi User

Education

Class Management

Committee

Code of Conduct ▾

Students

Subject
Combi-
nations

Subject
Registration

Student
Learning
Space (SLS)

Scholar-
ships

CJC
Portal

Publications



2. Go to:
"Subject Registration"

Students

Calendar

CCA Schedule

CJC Private Wifi User

Education

Class Management

Committee

Code of Conduct

College Daily Schedule

Financial Assistance and

Group Insurance Plan

Subject Registration 2024

Subject Registration 2024

Subject Registration System [Online CJC Portal](#) (available only for

3. Link will be available during Registration Period

Important Note:

- Please refer to the website via the link given below to guide you through the process of selecting your subject combination: <https://go.gov.sg/jc1-subj-select>
- Every student must register for a course of study using this Subject Registration System. This is to ensure that you will be assigned a class during Matriculation Week.
- The portal will be online from 2 Feb 2024 (Fri), 3pm to 5 Feb 2024 (Mon), 9am.
- Students can continue to login and make changes to their choices within the registration period. No changes will be allowed after 5 Feb 2024 (Mon), 9am.

Login USERNAME: As mentioned during

Your Password: As mentioned during the

If you have any questions please contact

info@gmail.com

User Guide for the Subject Registration System - Click on the briefing slides for information.

 [2024 Subject Registration Briefing 2 Feb.pdf](#)

*Download slides for today's briefing if needed

[Subject Combinations here](#)

CJC School Portal

<https://portal.catholicjc.edu.sg>

You are advised to use a computing device with a larger screen (e.g. laptop/desktop) for this exercise due to the large amount of information presented.

You may not be able to view all information clearly using a mobile phone.



Welcome. Please sign in:

Login

Password

Case-sensitive

Sign in

[Forgot password? Reset it here.](#)

[Forgot login? Re-leave it here.](#)

Note: Photograph(s) and visitors may be events. The college and/or video record media channels, and

1. Enter Login credentials

Welcome. Please sign in:

Login

Password

Case-sensitive

Sign in

Forgot password? [Reset it here.](#)

Note: Photograph(s) or video image(s) of students, parents and visitors may be captured during school activities and events. The school may use and publish such photographs and/or video recordings in school publications, website, social media channels, and other communication channels.

[Report Vulnerability](#)

2. Login ID:
Your SLS Login format
(First 5 characters of name
+
Last 5 character of NRIC)

Example:
If your name is **Heng Christopher**, and your NRIC is **T1234567X**, your Login ID will be **hengc4567x** (lower case).

h	e	n	g	c	4	5	6	7	x
---	---	---	---	---	---	---	---	---	---

3. Default Password
(first login only):
Your NRIC (lower case)

Example: t1234567x

First Login Account Setup (1)

DEMO STUDENT Welcome, please update your email, hand phone & change password to continue

Your new password must meet the following requirements:

- At least 8 characters
- Alphanumeric, i.e. contains both letters and digits
- Different from your login and emails

A Private Email * test@test.com
Please ensure your email address is correct.

Confirm Private Email * test@test.com
Please type your email address again to confirm it.

B Hand Phone * NA

C New Password *
Type again to confirm

Please ensure they are the same. Password must be alphanumeric, i.e. must contain at least 1 alphabet and 1 numeral, and must be of at least 8 characters long.

Save changes

Enter:
(a) Your personal email address
(b) Mobile number
(c) Change your password (remember this!)

Important Note on Personal Email during Registration:

Please **do not** use your previous Secondary School email account or Student ICON email as these emails may be reset/deactivated/deleted by MOE/previous Secondary School without your knowledge

First Login Account Setup (2)

DEMO STUDENT

Welcome, please update your email, hand phone & change password to continue

Successful

You have successfully updated your email, hand phone and changed your password. Thank you.

Close

Confirm Private Email * test@test.com
Please type your email address again to confirm it.

Hand Phone * NA

New Password *

Password must be at least 8 characters long and be of at least 8 characters

If you have updated correctly, a “Successful” message will appear

Click “Close” to proceed

You may be asked by the system to log in again.
If so, use your New password to login.

Home Page

The Home Page should be your default landing page

Click on "GO" to go to the Course Registration page

The screenshot displays a user interface for 'Course Registration for JC1 Students'. On the left is a blue sidebar menu with the following items: Home (highlighted with a red box), My Profile, My CJC, Communications, Curriculum, Course Registration, Terms & Holidays, Student Programmes, and Student Development. The main content area features a large banner with an illustration of a university building and students. The text 'Course Registration for JC1 Students' is prominently displayed. A red box highlights a green 'GO' button with a right-pointing arrow. Below the banner are two notification bars: 'Forms For Me' with 'All My Submissions' and 'Surveys/Polls Pending My Response' with 'Completed Surveys/Polls'. A 'View All' button is visible in the bottom right of the second notification bar.

Find your way back to Course Registration

If you are not directed to the Home Page or Course Registration page, you can navigate to the Course Registration page manually

Home

My Profile

My CJC

Communications

Curriculum

Course Registration

Terms & Holidays

Student Programmes

Student Development

1 Instructions

2 Update Personal Info

3 Update Family & Contacts

4 Update Health Condition

Step 1 - Instructions

Welcome to course registration system.

The system is now open for selection of subject combination a **09:00 AM, 05 February 2024**.

If you fail to select the subject combination / mother tongue lar

Find your way back to Course Registration

Other modules will be made available to you at a later date

Course Registration (1)

Curriculum > Course Registration



Step 1 - Instructions

Welcome to course registration system.

The system is now open for selection of subject combination and mother tongue language. The deadline for registration is **11:59 PM, 08 February 2022**

If you fail to select the subject combination / mother tongue language, you may be offered subjects that are not of your choice.

Follow the steps in sequence. You will NOT be able to choose subject combination or mother tongue language if you have not completed the preceding steps.

You may also view the list of available subjects and subject combinations based on your stream, intake category, elective programme status and O-Level examination results:

Subjects Available to Me

Subject Combinations Available to Me

Start ▶

Click to Start

Check Subjects available to you

Check Combinations available to you

Scroll down the page for more detailed information regarding Subject Combinations

Course Registration (2)

Curriculum > Course Registration



Step 2 - Update Personal Info

You can check and update your particulars

Personal Particulars

Name	[REDACTED]	Gender	Male
Hanyu Pinyin Name	[REDACTED]	Chinese Name	[REDACTED]
NRIC/FIN	TX [REDACTED]	Date of Birth	[REDACTED]
Race	CHINESE	Religion *	FREE THINKER
Citizenship	SINGAPORE CITIZEN		

Emails & Phone Numbers

Please do not leave any required fields (marked with asterisks *) blank. If information is not applicable or not available, please enter "NA".

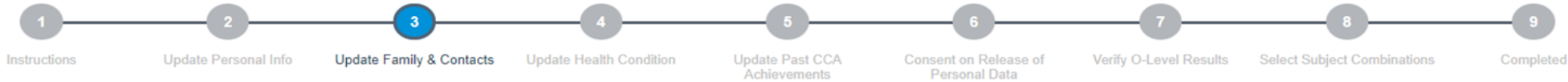
School Email	[REDACTED]@students.edu.sg		
	If this is available to you, you can use this email address to login to the system as an alternative to your personal email.		
Personal Email *	[REDACTED]@hotmail.sg		
	Your personal email can also be used as your login ID.		
Hand Phone *	+65 [REDACTED]	Home Phone *	+65 [REDACTED]
Other Phone(s)	in 0 to 40 characters		

A

Click Save and proceed

Course Registration (3)

Curriculum > Course Registration



Step 3 - Update Family & Contacts

Next of Kin / Primary Contact *

👤 Father

Click/Tap to select "NA" if this section is not applicable:

Please do not leave any required fields (marked with asterisks *) blank. If information is not applicable or not available, please enter "NA".

Name *

Title *

Home Phone * same as mine

Hand Phone *

Other Phone Number(s)

Email

You can update your parents contact
(for emergencies)

👤 Mother

Click/Tap to select "NA" if this section is not applicable:

Please do not leave any required fields (marked with asterisks *) blank. If information is not applicable or not available, please enter "NA".

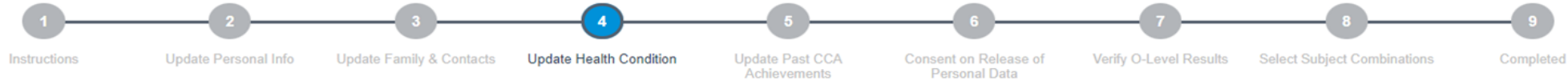
A

Save changes

Click Save and
proceed

Course Registration (4)

Curriculum > Course Registration



Step 4 - Update Medical Condition

Last Updated At (nil)

Current Medical Conditions

- Epilepsy * yes no
- Periodic Loss of Consciousness * yes no
- Heart Condition * yes no
- Ear Disorder * yes no
- Respiratory Disorder e.g. Asthma * yes no
- Allergies e.g. medication, insect bites and stings * yes no
- Food Allergy *
- Drug Allergy *
- Are you on regular medication? * yes no
- Have you been specifically told to modify your physical activity or exercise participation? * yes no
- Other relevant medical information * yes no

Indicate any medical conditions, allergies, Dietary Requirements, etc for your safety when participating in Orientation activities.

Please update your Medical Condition (Step 4) by today, 5 Feb, 7pm.

A

Save changes

Click Save and proceed

Course Registration (5)

Curriculum > Course Registration



Step 5 - Update Past CCA Achievements

You can click on previous steps at any time

Year	CCA	Highest Appointment	Level of Participation	Additional Info

+ Add New Past CCA Record

Height & Weight

Current Height *	173	cm	Current Weight *	81	Round up to the nearest kg
------------------	-----	----	------------------	----	----------------------------

Best NAPFA Test Results

Primary School *	Gold	Secondary School *	Silver
------------------	------	--------------------	--------

Other Talents

in 0 to 500 characters

e.g.: Grade 6 in Piano, Taekwondo black belt, Golf

A

Save changes

Click Save and proceed

Course Registration (6)

Curriculum > Course Registration



Step 6 - Consent on Release of Personal Data

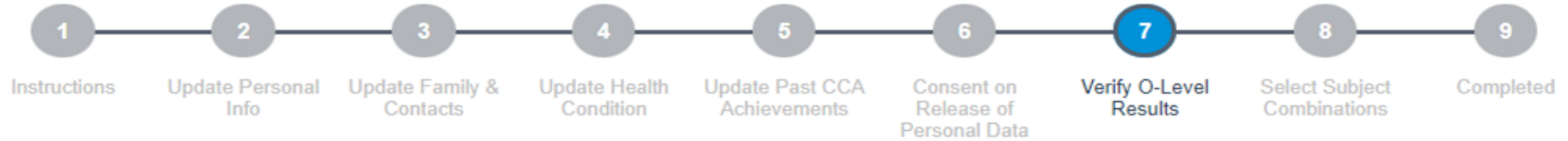
I agree to allow CJC to use information contained herein for the purposes of:

- (a) updating any student information databases managed by the schools or the Ministry of Education,
- (b) planning and conducting the schools' programmes,
- (c) sending me information on education-related issues and events, and
- (d) making disclosure of all necessary data (including personal data of my parents, guardian and I) to other agencies to facilitate the provision of services for my educational advancement or other purposes beneficial to me as endorsed by the Government, unless such sharing is prohibited by law.

Click Save and proceed

Course Registration (7)

Curriculum > Course Registration



Step 7 - Verify O-Level Results

i Information: Please approach the General Office staff immediately if the following O-Level exam results are incorrect.

Subject	Grade
Additional Mathematics	B3
Chemistry	B3
Chinese	B3
English	A1
Humanities (Social Studies + History)	A1
Literature in English	B3
Mathematics	A2
Physics / Engineering Science	B3

L1R5 (without bonus)

Confirmation * confirm my O-level exam results shown above are correct.

A

B

Save changes

Click Save and proceed

You have
3 Subject
Choices

Course Registration (8-1)

Your O-Level
Results

Exam Results E1=B3, TL=A1, EM=A2, Phy=A2, Chem=B3, CH(Hist)=B3, Geo=A1

My First Choice of Subject Combinations

Selected	A5/H1MATH (H1MATH H2ELIT H2HIST H2ECONS)
Subject 1	H1 MATHEMATICS
Subject 2	H2 LITERATURE IN ENGLISH
Subject 3	H2 HISTORY
Subject 4	H2 ECONOMICS

1

Only the Subject Combinations that you qualify for will be registered

My Second Choice of Subject Combinations

Selected	S6/H1MATH (H1MATH H2CHEM H2GEO H2ECONS)
Subject 1	H1 MATHEMATICS
Subject 2	H2 CHEMISTRY
Subject 3	H2 GEOGRAPHY
Subject 4	H2 ECONOMICS

2

Only the subjects that you qualify for are displayed.

The order that you select subjects is not important e.g. you can select H1 first or H2 first.

The system will automatically decide on the Subject Combination based on your choices e.g. A1, S6

My Third Choice of Subject Combinations

Selected	S7/H1MATH (H1MATH H2CHEM H2HIST H2ECONS)
Subject 1	H1 MATHEMATICS
Subject 2	H2 CHEMISTRY
Subject 3	H2 HISTORY
Subject 4	H2 ECONOMICS

3

Course Registration (8-1)

☰ Subject Combinations that Require Selection Tests

There may be subject combinations that you may not qualify based on L1R5, but may be interested to pursue (e.g. ELL)

Leave the field blank if you do not intend to apply for a subject combination that requires selection tests. If you pass the selection test, it will become your first choice.

Selected A2/H1GEO (H1GEO H2HIST H2ECONS H2MATH)

1

You have 1 Appeal Choice

🗣️ My Mother Tongue Language at O Level

O-Level MT Subject Tamil

O-Level MT Grade A1

Your O-Level Mother Tongue Subject and Grade

🗣️ My Choice of Mother Tongue Language

Mother Tongue Choice * H1TL - H1 TAMIL LANGUAGE

2

Select your Mother Tongue

✓ Save changes

Click "Save" when done

Course Registration (8-2) – Appeal (Advisory)

The screenshot shows a web interface for course registration. A modal window is open, displaying the following text:

S3/H1ELIT (H1ELIT H2CHEM H2BIO H2MATH)

H2 BIOLOGY - Students are advised to have obtained B4 or better for Biology at 'O' level or B3 or better for Combined Science with Biology at 'O' level

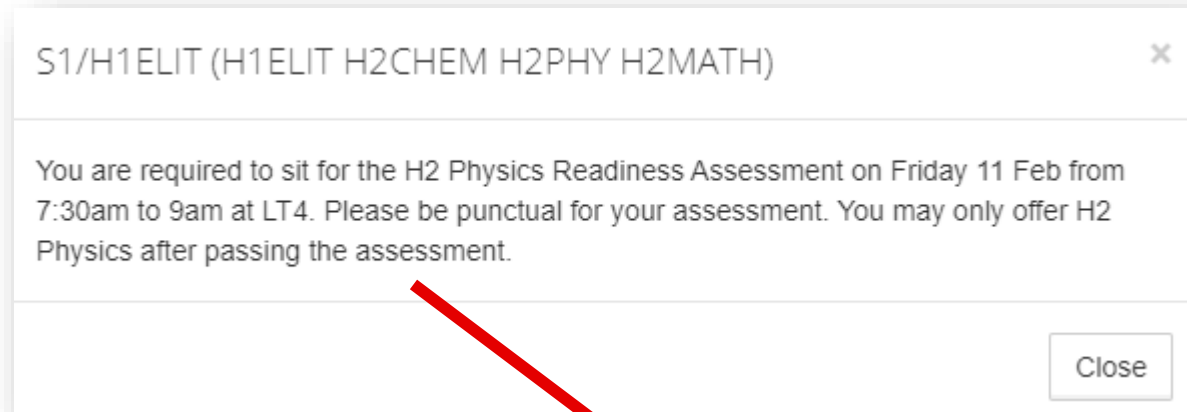
Close

The background interface shows sections for "My First Choice of Subject Combinations" and "My Second Choice of Subject Combinations". Under "My Second Choice", there is a "Subject Combination Group" field with the value "S3 (H2CHEM H2BIO H2MATH)" and a "Subject Combination *" field with the value "S3/H1ELIT (H1ELIT H2CHEM H2BIO H2MATH): H1 LITE".

You will get an Advisory if your relevant O-Level subjects do not meet the recommended grade for that Subject Choice.

You may still select these subjects, but do consult the respective Subject Tutors or HODs to understand the rigor of the subject

Course Registration (8-2) – Appeal (Selection Test)



You may be required to sit for a Readiness Assessment for some Subject Combinations that your O-Level subjects do not meet the recommended requirement

Course Registration (8-3) – Mother Tongue

My Mother Tongue Language at O Level

O-Level MT Subject Chinese

O-Level MT Grade B3

Your O-Level Mother Tongue and Results

My Choice of Mother Tongue Language

Mother Tongue Choice *

H1CL - H1 CHINESE LANGUAGE

Your Mother Tongue choice(s) based on your O-Level results

Course Registration (8-4)

Your Subject
Choices
Confirmation

✓ Confirm Submit My Course Registration Choices

Choice 1 A5/H1MATH (H1MATH H2ELIT H2HIST H2ECONS)

Choice 2 A4/H1MATH (H1MATH H2ELIT H2GEO H2ECONS)

Choice 3 S7/H1MATH (H1MATH H2CHEM H2HIST H2ECONS)

Appeal Choice S4/H2HIST (H2CHEM H2HIST H2ECONS H2MATH)

Mother Tongue
Language H1 TAMIL LANGUAGE

A

✓ Submit

✕ Close

Click Submit to
complete your Subject
Registration

Course Registration (9)

Curriculum > Course Registration



Step 9 - Completed

✓ Completed

You have completed the course registration. Your choices of subject combinations and mother tongue language have been submitted.

An official receipt has been sent to your email address [redacted] du.sg

Please keep the email for your reference.

You may change your choices of subject combinations and mother tongue language before the system closing time, i.e. [redacted] 1:59 P

You have completed
your Subject
Registration

Course Registration (10)



**Log Out after
completing your
Subject Registration**

Questions

If you have any questions please contact us at the following email address:

catholicjcreg@gmail.com

Reminders

Time / Venue	Special Briefing
3.45pm – 5pm / PAC	<ul style="list-style-type: none">• Ignite Programme• English Language & Linguistics (ELL)• Scholarships
3.45pm – 5pm / LT2	<ul style="list-style-type: none">• Subject Appeal for Special Consideration

Please set up your CJC Portal account and update your Medical Condition (Step 4) by today, 5 Feb, 7pm.

Reminders

Time / Venue	Subject Consultations
3.45pm – 5pm / J3 Classrooms	Biology (J3-01A), Chemistry (J3-01), Economics (J3-02), Geography/History (J3-03), Literature (J3-04), Mathematics (J3-05), Physics (J3-06)

Please set up your CJC Portal account and update your Medical Condition (Step 4) by today, 5 Feb, 7pm.



IN VERITATE ET CARITATE

